

# CERTIFIED SEED



Variety: ~~Wheeler Rye~~ *Certified Seed*  
Vendor: ~~Morre Seed Farm~~  
Address: ~~Elie, MI 48831~~  
LOT: ~~C15 2332 FB~~  
Purity: ~~99.80~~ Net. Wt.: ~~56 Lbs.~~  
Inert Matter: ~~00.18~~ Germination: ~~85%~~  
Weed Seed: ~~00.01~~ Date: ~~8/15~~  
Other Crop: ~~00.01~~  
Origin: ~~Canada~~  
Noxious Weed Seed Per Pound: ~~None~~

MEMBER OF THE ASSOCIATION OF OFFICIAL SEED CERTIFYING AGENCIES

## MICHIGAN CERTIFIED SEED

This tag is void unless printed thereon is an analysis showing data required by Michigan law. The seed in this container is from a lot of seed which the vendor warrants was produced and processed by vendor, and inspected at the vendor's request by the Michigan Crop Improvement Association, the officially designated seed certifying agency of the state of Michigan, and done so in accordance with regulations of the Michigan Department of Agriculture, Regulation No. 623, as amended.

The Michigan Crop Improvement Association makes no warranty of any kind, express or implied, which extends beyond the certification that samples of seed from the seed lot, as submitted by the vendor, met the regulations of the State of Michigan. The producer or vendor whose name appears on the analysis label is solely responsible for the information thereon, the product contained therein, and for the proper use of this certification label.

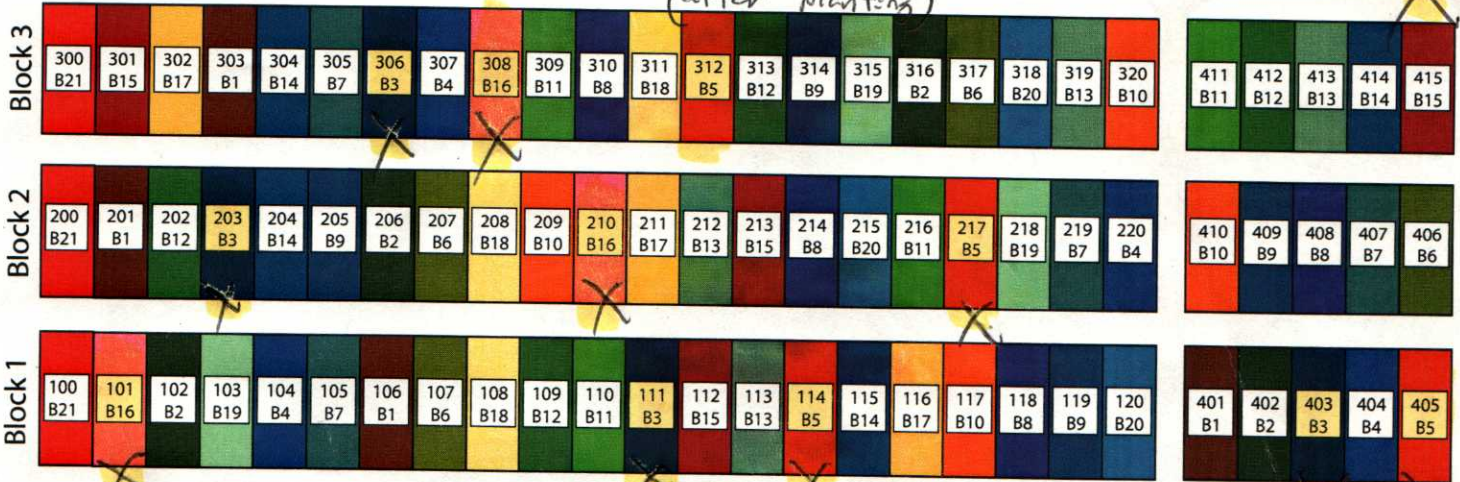
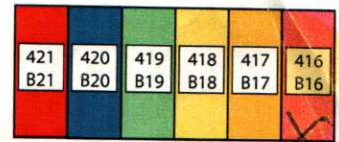
SAVE THIS TAG AS A REFERENCE



Rye planting 11/17/15

KBS LTER Biodiversity Study

Drill setting 39 Drill meter 1.0 A (after planting)

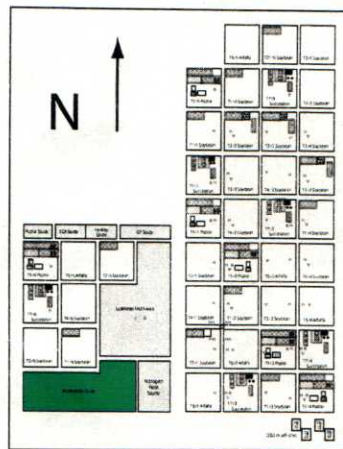


Treatment Description System

B1	F <sub>fall</sub>	A
B2	F <sub>spring</sub>	A
B3	C <sub>cov2</sub> - S - W <sub>cov2</sub>	B
B4	S - W <sub>cov2</sub> - C <sub>cov2</sub>	B
B5	W <sub>cov2</sub> - C <sub>cov2</sub> - S	B
B6	C <sub>cov1</sub> - S - W <sub>cov1</sub>	C
B7	S - W <sub>cov1</sub> - C <sub>cov1</sub>	C
B8	W <sub>cov1</sub> - C <sub>cov1</sub> - S	C
B9	C - S - W	D
B10	S - W - C	D
B11	W - C - S	D
B12	C - S	E
B13	S - C	E
B14	W - S	E
B15	C <sub>cov1</sub>	F
B16	S <sub>cov1</sub>	F
B17	W <sub>cov1</sub>	F
B18	C	G
B19	S	G
B20	W	G
B21	T	H

Location within main LTER site

4 bags used  
224 lbs  
78 lbs  
Remaining out of drill



Description Key

F = Fallow  
S = Soybean  
C = Corn  
W = Wheat (red)  
T = Tilled and cultivated  
cov1 = 1-species cover (legume)  
cov2 = 2-species cover (legume + small grain)

System Key	Trt	Total Species	Species/year
A	B1-2	10	5-7
B	B3-5	5	1-3
C	B6-8	4	1-2
D	B9-11	3	1
E	B12-14	2	1
F	B15-17	2	2
G	B18-20	1	1
H	B21	0	0

All treatments established May 2003  
Each plot is 30' X 90' (9.1m x 27.4m)

Last year drill setting: 2013 wheater rye 146.6 lbs/A drill setting = 39  
2014 2.6 bu/A drill setting = 35.5