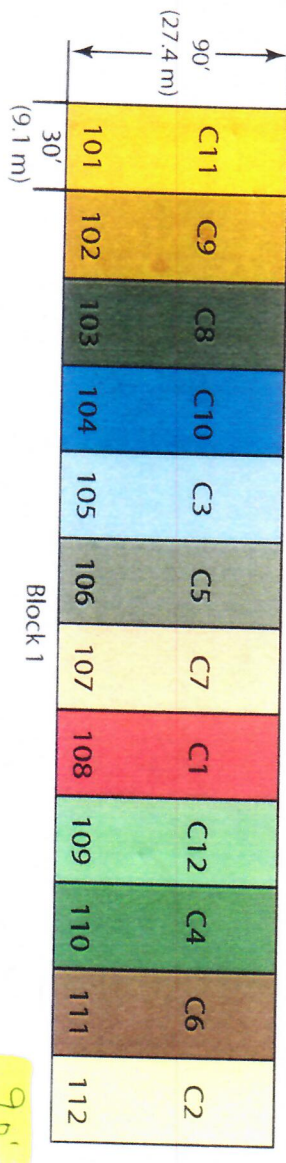
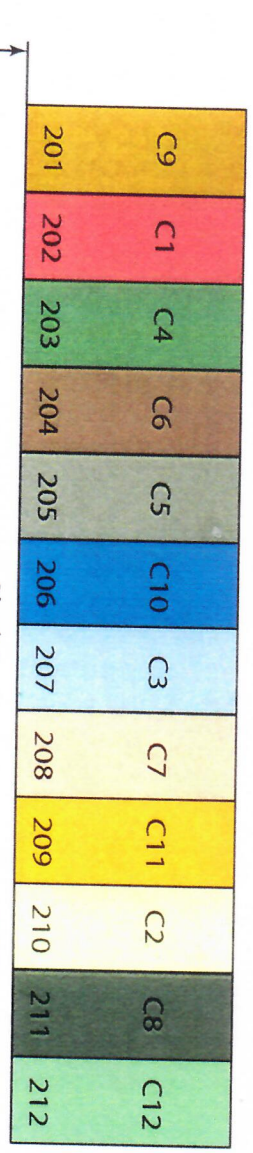
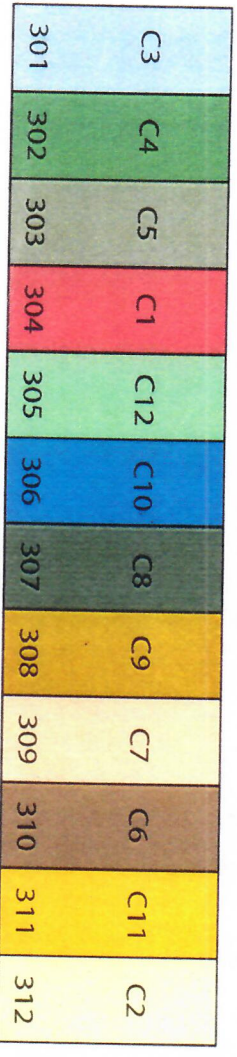
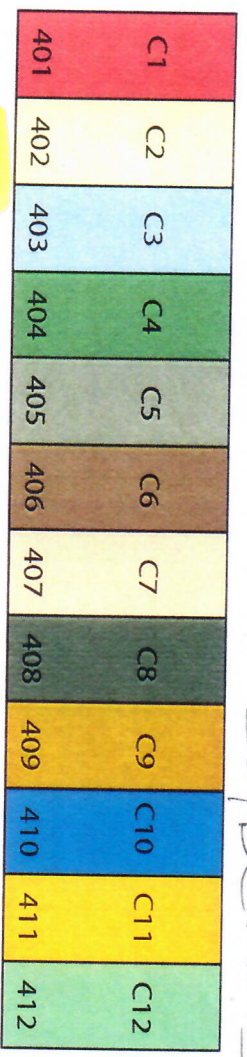


Plot lengths 10/18/2011

Harvested on 10/25/11

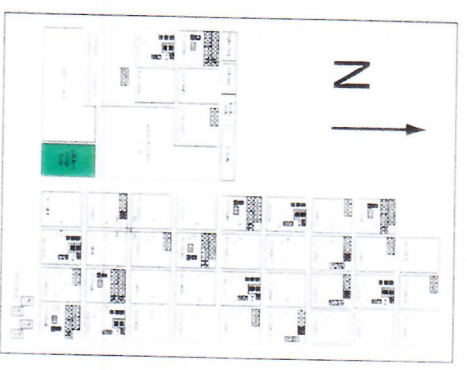
KBS LTER Cellulosic Biofuels Experiment
SOYBEANS



Treatment	Description
C1	Continuous corn
C2	Corn-soybean
C3	Soybean-corn
C4	Switchgrass (Cave-in-rock) + N
C5	Switchgrass (Cave-in-rock) no N
C6	Switchgrass (Southlow) + N
C7	Switchgrass (Southlow) no N
C8	C3 - C4 - legume mix
C9	MI native prairie grasses (6 spp.)
C10	MI native prairie grasses (10 spp.)
C11	MI native prairie grasses (18 spp.)
C12	MI native prairie grasses (30 spp.)

All treatments established June 2008
Each plot is 30' x 90' (9.1 m x 27.4 m)

Location within main LTER site



Ac Rows

15-16-17-18

Moisture Curve:

Soybeans

Map File: CE2011Soy
Date: 10/25/11
Time: 4:25:16 PM

Range Row

1	1 plot # 112		
	23.77	14.39	57.59
2	1 plot # 210		
	30.18	13.50	57.95
3	1 plot # 312		
	23.88	13.83	57.86
4	1 plot # 402		
	29.96	13.23	58.03